




Bapuji Educational Association®  
Bapuji Institute of Engineering and Technology, Davanagere – 577 004

**Department of Computer Science & Engineering**  
**Result Analysis**

Semester	V	Academic Year	2022 – 2023
Section	A	Batch	2020 – 2024

Sl. No.	Course Code	Name of the Course Coordinator	No. of Students			% Passed
			Total	Appeared	Passed	
1	18CS51	Prof. Radhika Patil	68	68	68	100
2	18CS52	Dr. Arun G H	68	68	66	97.05
3	18CS53	Prof. Rachana G S	68	67	61	91.04
4	18CS54	Prof. S B Mallikarjun	68	68	65	95.58
5	18CS55	Prog. Raghu B R	68	68	63	92.64
6	18CS56	Prof. Vaishnavi A I	68	68	64	94.11
7	18CSL57	Dr. Arun G H	68	68	68	100
8	18CSL58	Prof. Rachana G S	68	68	68	100
9	18CIV59	Dr. Nanjundi Prabhu	68	68	67	98.52

  
Result Analysis  
in charge

  
HOD, CSE


  
Principal



Bapuji Educational Association®  
Bapuji Institute of Engineering and Technology, Davanagere – 577 004  
**Department of Computer Science & Engineering**  
**Result Analysis**

Semester	V	Academic Year	2022 – 2023
Section	B	Batch	2020 – 2024

Sl. No.	Course Code	Name of the Course Coordinator	No. of Students			% Passed
			Total	Appeared	Passed	
1	18CS51	Prof. Raghu B R	67	66	66	100
2	18CS52	Prof. Shwetha G	67	65	64	98.46
3	18CS53	Dr. Gururaj T	67	66	64	96.96
4	18CS54	Dr. Chetana Prakash	67	65	59	90.76
5	18CS55	Prof. Gangamma H	67	65	62	95.38
6	18CS56	Prof. Waseem K	67	65	61	93.84
7	18CSL57	Prof. Shwetha G	67	66	66	100
8	18CSL58	Dr. Gururaj T	67	67	67	100
9	18CIV59	Dr. Nanjundi Prabhu	67	67	67	100

  
Result Analysis  
in charge

  
HOD, CSE


  
Principal




Bapuji Educational Association®  
Bapuji Institute of Engineering and Technology, Davanagere - 577 004  
Department of Computer Science & Engineering  
Result Analysis

Semester	V	Academic Year	2022 - 2023
Section	A & B	Batch	2020 - 2024

Number of Backlog courses	Number and Percentage of Students having backlogs in		
	Section A (Appeared :67)	Section B (Appeared: 63)	Total (Appeared : 130)
1	0	0	0
2	2	1	3
3	6	3	9
4	3	6	9
5	5	4	9
6	4	4	8
7	0	0	0
8	0	0	0
9	1	0	1

  
Result Analysis  
in charge

  
HOD, CSE


  
Principal




Bapuji Educational Association®  
Bapuji Institute of Engineering and Technology, Davanagere – 577 004  
Department of Computer Science & Engineering  
Result Analysis

Semester	V	Academic Year	2022 – 2023
Section	A & B	Batch	2020 – 2024

Class Equivalence	Number and Percentage of Students in		
	Section A (Appeared:67)	Section B (Appeared:63)	Total (Appeared :130)
First Class with Distinction (FCD) if $\% \geq 70$	49	35	84
First Class (FC) if $60 \leq \% < 70$	09	18	27
Second Class (SC) if $50 \leq \% < 60$	01	03	04
Pass Class (P) if $40 \leq \% \leq 50$	00	00	00
Fail	08	07	15

  
Result Analysis  
in charge

  
HOD, CSE

  
Principal