





Bapuji Educational Association®
Bapuji Institute of Engineering and Technology, Davanagere – 577 004

Department of Computer Science
Result Analysis

Semester	VIII	Academic Year	2022 – 2023
Section	A	Batch	2019 – 2023

Sl. No.	Course Code	Name of the Course Coordinator	No. of Students			% Passed
			Total	Appeared	Passed	
1	18CS81	Prof. Anu C S	71	71	71	100%
2	18CS822	Prof. Raghu B R	71	71	71	100%
3	18CSP83	Prof. Shilpa K C/ Prof. Rachana G S	71	71	71	100%
4	18CSS84	Prof. Rahima B/ Prof. Madhu N Hiremath	71	71	71	100%
5	18CSI85	Dr. Arun Kumar G H	71	71	71	100%


Result Analysis
in charge


HOD, CSE



Principal





Bapuji Educational Association®
Bapuji Institute of Engineering and Technology, Davanagere - 577 004
Department of Computer Science
Result Analysis

Semester	VIII	Academic Year	2022 - 2023
Section	B	Batch	2019 - 2023

Sl. No.	Course Code	Name of the Course Coordinator	No. of Students			% Passed
			Total	Appeared	Passed	
1	18CS81	Prof. Gowramma B H	70	70	70	100%
2	18CS822	Dr. Pradeep N	70	70	70	100%
3	18CSP83	Prof. Shilpa K C/ Prof. Rachana G S	70	70	70	100%
4	18CSS84	Prof. Rahima B/ Prof. Madhu N Hiremath	70	70	70	100%
5	18CSI85	Dr. Arun Kumar G H	70	70	70	100%


Result Analysis
in charge


HOD, CSE


Principal




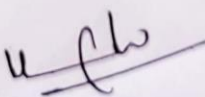
Bapuji Educational Association®
Bapuji Institute of Engineering and Technology, Davanagere – 577 004


Department of Computer Science
Result Analysis

Semester	VIII	Academic Year	2022 – 2023
Section	A & B	Batch	2019 – 2023

Number of Backlog courses	Number and Percentage of Students having backlogs in -		
	Section A (Appeared :71)	Section B (Appeared : 70)	Total (Appeared : **)
1	0	0	0
2	0	0	0
3	0	0	0
4	0	0	0
5	0	0	0


Result Analysis
in charge


HOD, CSE


Principal




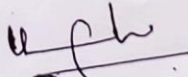
Bapuji Educational Association®
Bapuji Institute of Engineering and Technology, Davanagere – 577 004


Department of Computer Science
Result Analysis

Semester	VIII	Academic Year	2022 – 2023
Section	A & B	Batch	2019 – 2023

Class Equivalence	Number and Percentage of Students in		
	Section A (Appeared : 71)	Section B (Appeared : 70)	Total (Appeared : 141)
First Class with Distinction (FCD) if $\% \geq 70$	67	66	133
First Class (FC) if $60 \leq \% < 70$	4	4	8
Second Class (SC) if $50 \leq \% < 60$	0	0	0
Pass Class (P) if $40 \leq \% \leq 50$	0	0	0
Fail	0	0	0


Result Analysis
in charge


HOD, CSE


Principal

8 Sem Result Analysis 2022-23

